

LicenseAnalyzer™

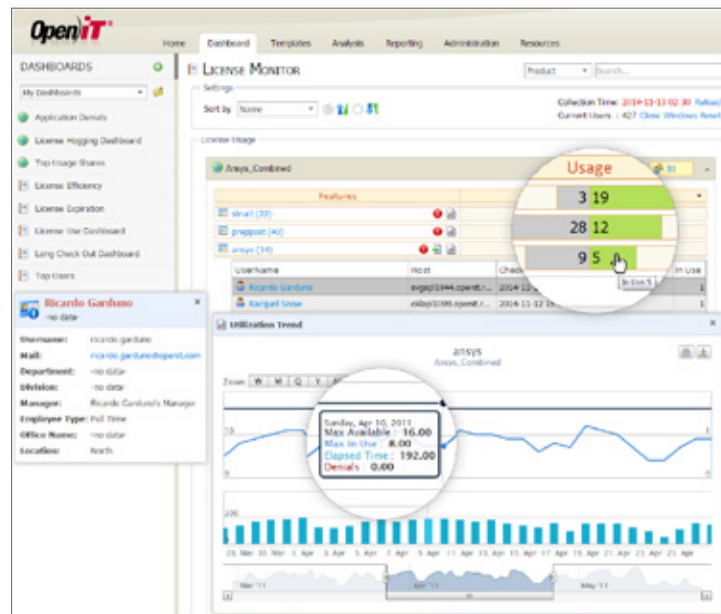
License Usage Analytics

Key Benefits

- Align IT software with business needs. Reduce expenses.
- Monitor license denials and document shortage of software licenses.
- Plan IT budget more accurately.
- Measure and demonstrate ROI of IT investments.
- Enable chargeback of software costs to each business unit.
- Be more prepared for negotiations with vendors.
- Allow for pay-per-use agreements with software
- Monitor technology uptake and uncover training needs.
- Document best practices and support business process improvements.
- Use objective reports that facilitate communication between business units.
- Structure software license agreements with license sharing across time zones.
- Document software license compliance.

As organizations grow and its IT requirements become more complex, effectively and accurately tracking license usage across the entire enterprise becomes more difficult and complicated. In addition, IT managers are often faced with a shrinking budget and are often compelled to do more with less. They are often driven to increase productivity while reducing software usage costs. While this is not an impossible proposition, this situation requires IT managers to utilize a powerful license usage metering tool that will offer a complete solution to these challenges by providing a comprehensive overview of the whole enterprise, as well as the ability to drill down to the deepest details of license usage.

Open iT LicenseAnalyzer provides an enterprise view of software applications that are enabled by license management servers, showing when and by whom they are used over time, by location, business unit or project group. It can enable chargeback accounting, usage-based license agreements, accurate workflow analysis and optimal license usage. By monitoring software usage and providing simpler management of software licenses, LicenseAnalyzer helps cut software license costs and reduce wastage on license usage. Generated reports can range from a worldwide total enterprise view down to a single user, real-time or historical, viewed on a web browser, printed, or exported to popular spreadsheets.



License Monitor Dashboard. Our web-based monitoring component provides a complete, real-time overview of software usage on all license servers, worldwide. ▲

Support for license management servers

Supported license management servers currently include FLEXlm/FlexNet, IBM LUM, Reprise License Manager™ (RLM), LM-X, Sentinel RMS, MathLM™, Abaqus/Elan, Green Hills License Manager (GHSIm), SlickEdit®, STI License Manager, Enterprise Architect LM, NetHASP (Aladdin Hardlock and Sentinel HASP), Bentley Select, SmartPlant, Dassault Systemés License Server (DSLS), Animator, Beta LM, LS-DYNA, Altair®, ClearCase, Parasoft® License Server, HQMS, Exceed onDemand, Peloton and Vector. Support for other license managers may be added upon request.

Popular LicenseAnalyzer reports include named-user license usage, users checking out multiple licenses at any one time, time trend license usage, license denial reports, and site and global concurrent license usage comparison with named-user licenses.

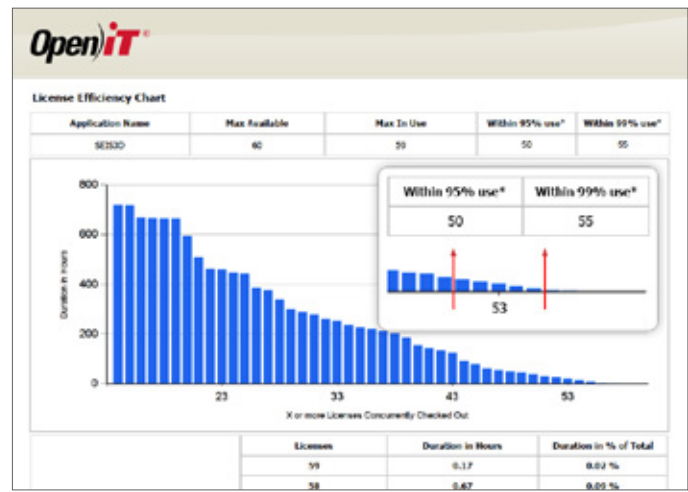
Key Features

- **Multi-Platform**
Open iT supports various operating systems in Windows and UNIX platforms.
- **SAP, LDAP, Active Directory Integration**
Groups are conveniently synchronized with Active Directory, LDAP, SAP or similar user information databases.
- **Product/Feature Mapping**
View combined usage for a set of features or products at any site across all time zones.
- **Auto-Discovery**
For Flex licenses, Open iT LicenseAnalyzer automatically detects adds/changes/removals to licenses and reconfigures the client accordingly with no downtime required. This activity occurs once per hour, so license changes are quickly detected and acted upon.
- **Multi-App/Multi-User Analysis**
Open iT handles true concurrency across all business units worldwide.
- **License Server Footprint Reduction**
Open iT consolidates server usage.

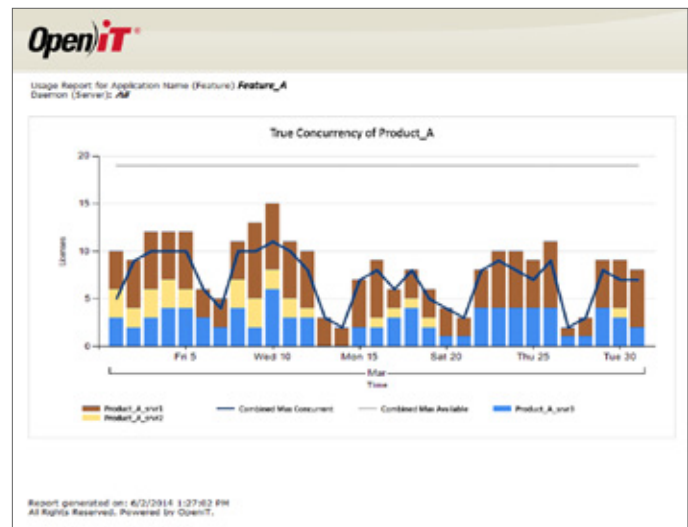
Flexible & Customizable Reporting

- Use the reporting component to present detailed usage statistics from license managers deployed across the company, even internationally.
- Produce graphical or tabular reports showing license usage over time, such as maximum, minimum and average use.
- Provide vendors with accurate software usage documentation based on Open iT's unalterable license metering data.
- Observe software users' proficiency by monitoring usage patterns of various user groups. Managers can see how and where to improve workflow efficiency to provide targeted support and training.
- Produce accurate workflow analysis and implement optimal license usage by customizing reports to better interpret the collected data.
- Create internal chargeback invoices by adding license cost information.

True Concurrency Report. Global usage report for a specific application showing true globally concurrent license usage. ▶



License Efficiency Graph. A view of license usage sorted by concurrent checked-out quantity. ▲

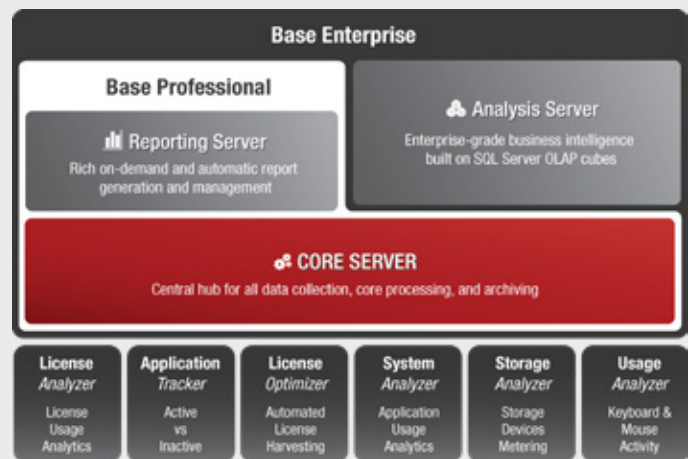


Open iT Software Suite

The Open iT Software Suite is a client/server based solution containing reporting tool mechanisms. The Open iT Core Server is the central hub for data collection, storage and processing. It receives collected usage data from optional client modules, which are installed on areas of the IT infrastructure targeted for usage monitoring. Processed data is then made available by the Core Server to the rest of the Open iT system for reporting and asset management purposes.

“
Open iT is an indispensable tool
for monitoring and managing
our data resources.
”

Ole Preben Berget
Statoil



Modular composition of the Open iT Software Suite

Get Started



Contact: sales@openit.com

Open iT® is a registered trademark of Open iT, Inc.
Other products, services and brands mentioned herein are trademarks and/or registered trademark of their respective owners.
© 2014-2019 Open iT, Inc. All rights reserved.

AMERICAS

Two Park Ten Place
16300 Katy Freeway
Houston, TX 77094
Tel: 281-599-3400
Fax: 707-760-4575

EUROPE | AFRICA

Karoline Kristiansens v. 5
N-0661 Oslo,
Norway
Tel: +47 22 20 40 50

Im Neuenbühl
D-71287 Weissach,
Germany
Tel: +49 7152 307090-0

ASIA | MIDDLE EAST

Doña Aurora Blvd.
Gulang-Gulang
Lucena City 4301
Philippines
Tel: +63 42 710 8566