




Open iT[®] Analyzer for ANSYS[®] Software

-  Enterprise-wide ANSYS usage data collection
-  Easily create customizable ANSYS reports and dashboards
-  Generate accurate usage reports as basis for internal billing based on actual use




KEY BENEFITS

- Reports and dashboards can be personalized according to the requirements of the enterprise
- Integration with present enterprise systems. Allows integration with SAP/LDAP/Active Directory for more accurate reporting of ANSYS usage across the enterprise
- Integrate with other Business Intelligence (BI) Tools like Spotfire, Tableau, Microsoft Excel and Power BI Pro
- Proactive email alerts and notifications
- Enable IT chargeback or cost allocation based on the actual usage of software resources


Many engineering, design, and research disciplines utilize powerful application software. Open iT management software helps ensure maximum utilization and ROI of these valuable assets. Open iT is the first partner of ANSYS[®] for software usage monitoring and reporting.

Open iT Analyzer for ANSYS[®] Software is a powerful solution designed to deliver accurate, efficient and reliable usage reporting and monitoring. It is designed for medium to large enterprises with matrix management that needs advanced analysis of data. This is preferred solution to meet complex reporting requirements, to ensure compliance, to be able to integrate enterprise data sources with global usage metrics, to be able to perform advanced invoicing for supporting chargeback mechanisms and more.


Analyzer for ANSYS[®] Software is offered in three levels of functionality:



LEVEL 1
Runtime Usage



LEVEL 2
True Active Usage

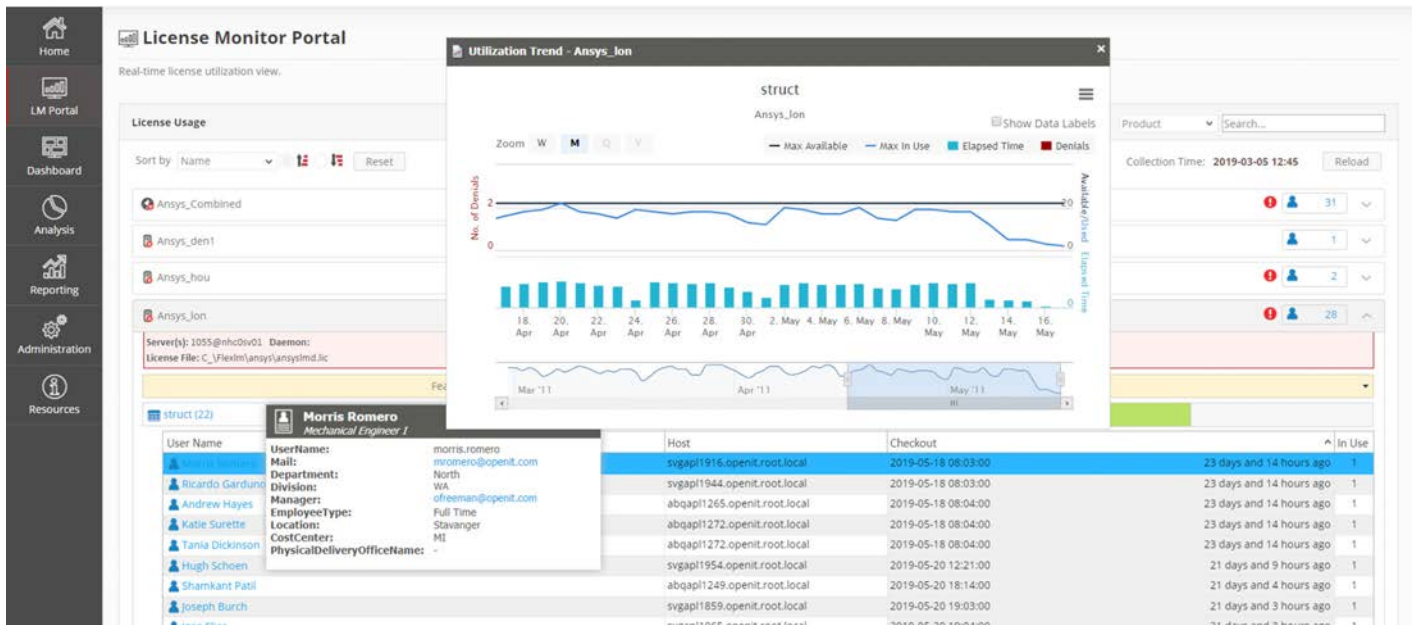


LEVEL 3
Managed Usage

This includes real-time monitoring and historical reporting on a wide range of on-premise and Cloud applications, proactive alerts, and customizable dashboards.

This level includes all the features of Level 1, and it also meters the activity levels of all applications (standalone or server-based, Cloud or on-premise) to determine whether the applications are truly being actively used.

This level expands the capabilities of Levels 1 and 2 to provide better control in managing license resources by uncovering and terminating or suspending applications that are not in active use.



FLEXIBLE REPORTING

Analyzer for ANSYS Software provides multiple ways to create report such as through web-based pivot table, report templates, dashboards, MS Excel and other BI tools. Despite its advanced features and high customizability, reporting is intuitive and as easy as drag-and-drop.

RELATED PRODUCT



LicenseAnalyzer2020 - Primary tool for software usage metering, analysis, and optimization for all business and technical applications.

Additional Plug-ins:



LicensePredictor - Forecasting and anomaly detection tool that analyzes current and historical usage data to predict future trends in license usage.



CLIMS - Advanced system that provides administrators a centralized portal for the administration and management of license files and license servers.



LicensePlanner - Aligning IT with business strategy boils down to how business unit managers make decisions about financing.

ABOUT OPEN IT, INC.

Open iT metering and optimization tools equip Software and IT Asset Managers with advanced usage analytics to simplify the complexities of managing specialized engineering applications across a variety of license managers as well as other applications and web applications that are not using license managers.

Open iT solutions provide fully customizable usage reporting, granular chargeback for software license usage, and automated, industry-leading license harvesting capabilities across Windows, Unix and Linux platforms.

GET STARTED!

Let us show you how Open iT can help you get more from your global IT resources. To schedule a live online demonstration, you may contact sales@openit.com.

Scan to visit our website:

