

LicenseAnalyzer™

- ✓ Stop paying for unused / underutilized applications
- ✓ Optimize active/inactive consumption of licenses
- ✓ Analytics for better vendor negotiations



Managing Engineering Software Licenses Simplified

According to Gartner, business leaders can **cut software spend by 30%** by implementing software optimization practices.

Businesses need detailed reporting and analytics to fully address common questions:

- Do you know who is consuming what software applications and from where?
- Do you have usage analytics or simulation of agreements to support vendor negotiations?
- Do you know who is consuming multiple licenses simultaneously or who is camped out on a license and not using it?
- Do you have the information required to accurately forecast/budget your software needs?
- Do you have insight to manage licenses effectively due to unplanned events?

PROVEN RESULTS

Open iT customers include global Fortune 1000 companies and research organizations in various industries such as energy, automotive, aerospace, engineering & manufacturing.



ROI achieved within 2 months



Reduced overall software costs by 10%



Yielded 47% reduction on key software assets

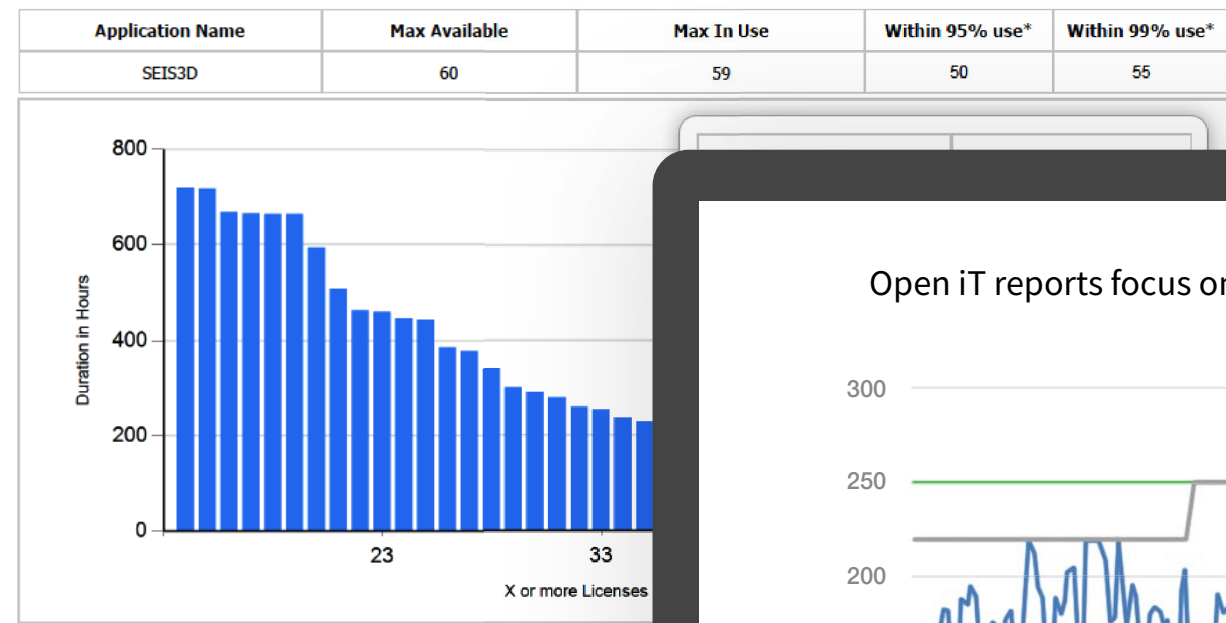


Gained cost savings over 21 times their initial investment

Flexible and Customizable Reporting

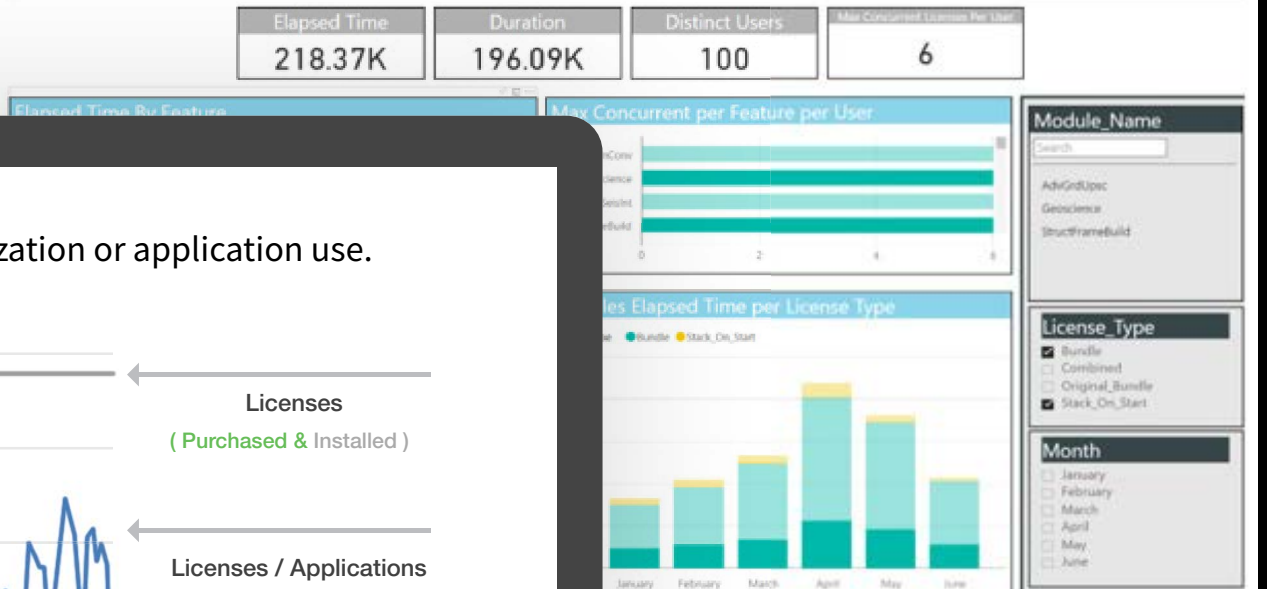
Easily create customizable reports on software usage of all your applications.

License Efficiency Chart

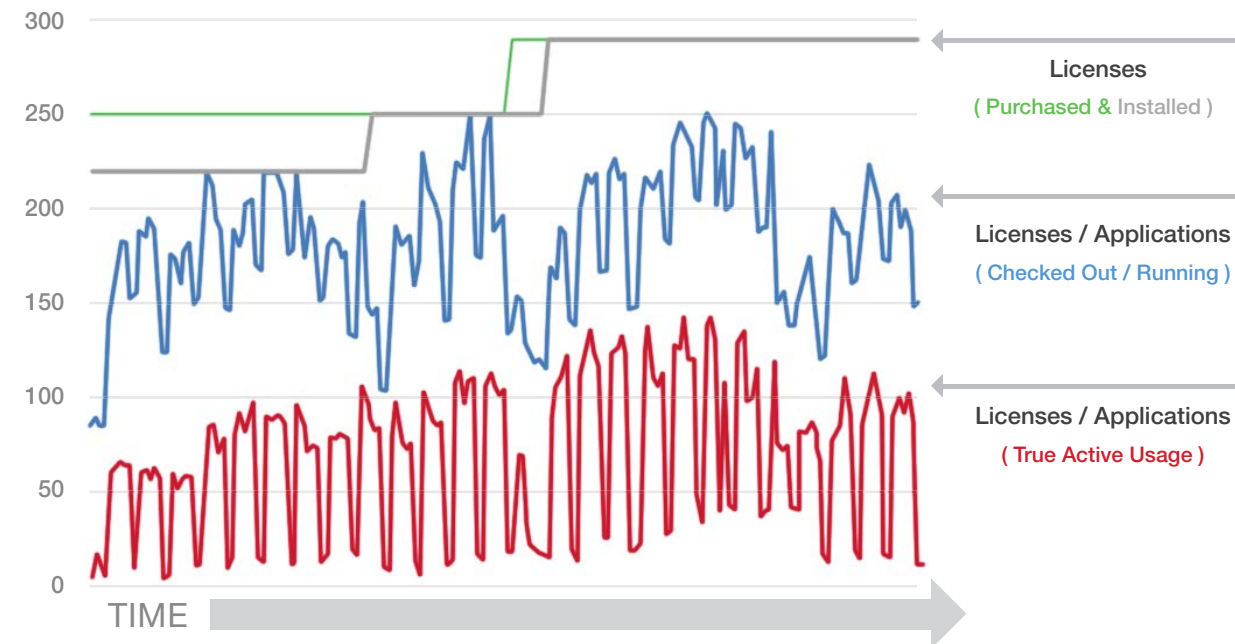


Open*IT*

Usage Dashboard



Open iT reports focus on all aspects of license utilization or application use.



Open*IT*

License Monitor Portal

Real-time license utilization view.

License Usage

Sort by Distinct Users

dtikv:dsis			
bivtkv:borrowed			
amu410:blastxml	14	15	29
amu165:nuhertz	20	12	32
amu410:minitab	16	20	36
amu410:mathsoft	20	23	41
Feature Usage			
mathcad (47)	4.43		
amu410:polar	18	31	49



Understand True License Usage

You can't manage what you don't measure.



Level 1

RUNTIME USAGE

- Collect usage data from a wide range of sources to meter checked-out licenses or applications.



Level 2

TRUE ACTIVE USAGE

- Meter the activity levels of all standalone or server-based applications, cloud or on-premise to determine whether the applications are truly being actively used.



Level 3

MANAGED USAGE

- Automated license harvesting based on thresholds and policies.

"Sometimes you need to address complex issues to find simple solutions. Working with Open iT has helped us navigate the inner workings of our high-end software applications to monitor availability and activity levels – something we haven't been able to do up to this point. It helped us make data-driven decisions to negotiate with vendors without impacting active users working on high-priority projects."

Claus Moller, Simplification Specialist
Maersk Oil (now a part of TotalEnergies)

ADDITIONAL PLUG-INS:



LicensePredictor - Forecasting and anomaly detection tool that analyzes current and historical usage data to predict future trends in license usage.



CLIMS - Advanced system that provides administrators a centralized portal for the administration and management of license files and license servers.



LicensePlanner - Aligning IT with business strategy boils down to how business unit managers make decisions about financing.

ABOUT OPEN IT, INC.

Open iT metering and optimization tools equip Procurement, IT, and Engineering Managers with advanced usage analytics to simplify the complexities of managing engineering applications and other technical applications.

GET STARTED!

Let us show you how Open iT can help you get more from your global IT resources. To schedule a live online demonstration, you may contact sales@openit.com.



AMERICAS

Two Park Ten Place
16300 Katy Freeway
Houston, TX 77094
Tel: +1 281 599 3400

EUROPE | AFRICA

Karoline Kristiansens v. 5
N-0661 Oslo,
Norway
Tel: +47 22 20 40 50

Im Neuenbühl
D-71287 Weissach,
Germany
Tel: +49 7152 307 0900

ASIA | MIDDLE EAST

Doña Aurora Blvd.,
Gulang-Gulang, Lucena City
4301 Philippines
Tel: +63 42 710 856